

CO₂

No construction required,
easy installation

Measures power consumption
in real time

Calculates
CO₂ emissions

Visible

CFP calculation device



wattXplorer

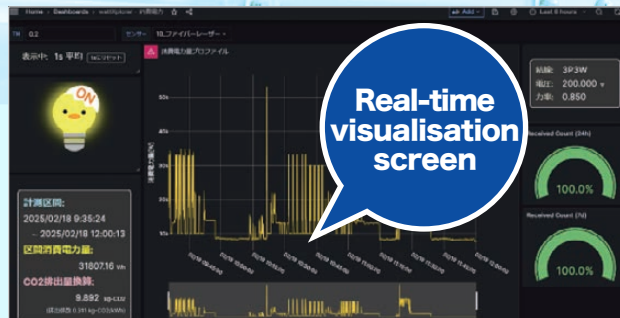
Solution that visualises power consumption and CO₂ emissions by process



Product introduction website

Installation...

Power supply	USB -TypeC
Measurable current	0.1~600Arms
Operating temperature and humidity	-10~+55°C、~85%RH
Supported connections	1P2W、1P3W、3P3W、3P4W
Measurement targets	AC current
Communication interface	Wi - Fi (IEEE 802.11 b/g/n 2.4GHz)
Communication protocol	MQTT QoS1、Modbus/TCP
Data acquisition interval	1 / 10 / 30 / 60 seconds
Data transmission interval	10 / 20 / 30 / 60 seconds



Real-time
visualisation
screen



Kyokko Electric Co.,Ltd.

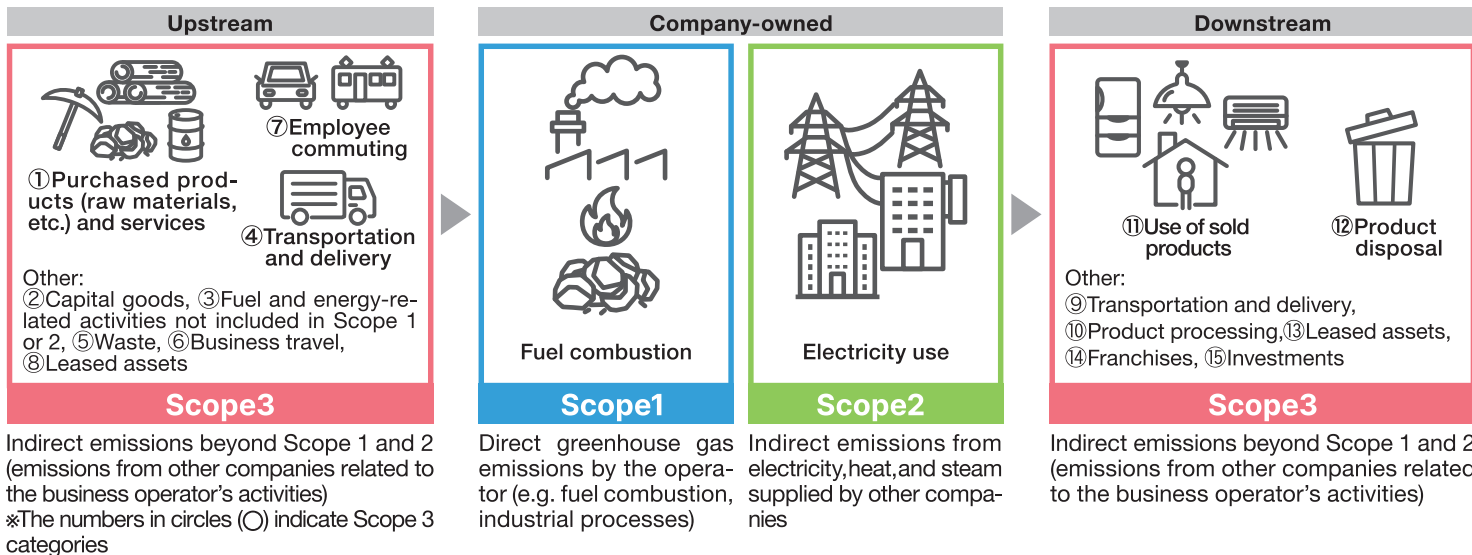
Kobe City, Hyogo Ward,
Arata-cho 1-2-4

TEL:078-938-1503

✉ :info@kyokko.co.jp



Carbon neutrality applies to the entire supply chain



Visualising CO₂ reduction (energy saving) in air conditioning

(Kyokko Electric Co., Ltd. Headquarters outdoor unit cleaning)



Outdoor Unit		Before cleaning	After cleaning	Difference
Electricity Consumption (kWh)		12.788	9.817	-2.971
CO ₂ Emissions (kg)		5.358	4.113	-1.245
Outdoor temperature	8 : 30	8°C	7°C	23% Improvement Annual (240-day) operating guideline and reference values: • Reduction of 713 kWh (JPY 22,000) per unit annually • Reduction of CO ₂ emissions by 298 kg per unit annually
	12 : 00	12°C	12°C	
	15 : 00	12°C	12°C	
	17 : 30	13°C	12°C	



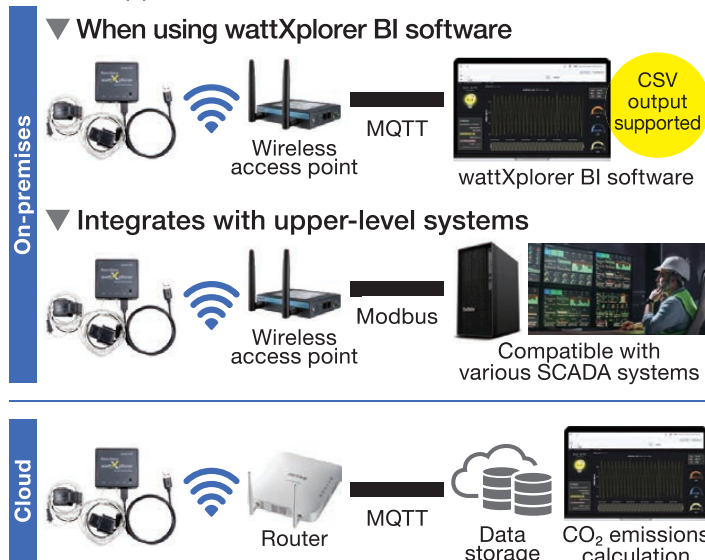
- Mode: Heating
- Set temperature: 25°C
- Airflow: Level 3
- Time: 8:30-17:30



Product introduction website

System configuration

Flexible application tailored to customer environments



Solving challenges with wattXplorer

	Challenges	Solved with wattXplorer
Calculation methods	Calculate power consumption per machine Link power consumption to processes/parts Aggregate calculations at a later stage	Installed on each machine Power consumption can be analysed and integrated by time axis Cloud, Grafana, and CSV data supported
Implementation at production sites	Install metering equipment without stopping the machine Easy to deploy	Simply clamp the current sensor to the power line Sensor size can be adjusted later Compact and reduces wiring Connects to existing Wi-Fi routers (No dedicated gateway required)
System visualisation	Cloud (SaaS) SCADA integration Standalone	UI/UX and cloud services provided by experienced partners MQTT, Modbus, and CSV supported Grafana (developed by Kyokko Electric) Node-RED (customer-developed or open source)

■ Modbus, Wi-Fi, USB, Grafana, and Node-RED are trademarks or registered trademarks of their respective owners.

■ ©2025 Kyokko Electric Co., Ltd. ■ Patent pending ■ Product includes main unit and current sensor. AC adapter and USB power cable sold separately.